



Dubai Statistics Center

Non-Oil Foreign Trade

Emirate of Dubai

Till Third Quarter - 2019

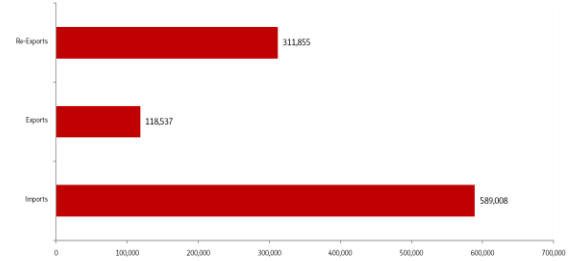


1- Foreign Trade

Non-Oil Foreign Trade reaches 1.02 Trillion AED Till Third Quarter 2019

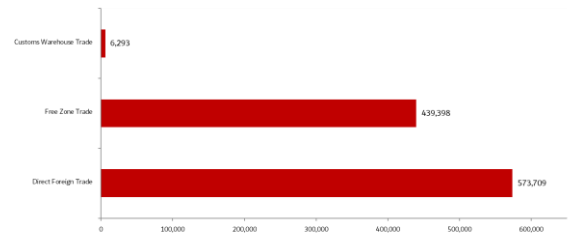
1.1 Foreign Trade by Type

- Foreign Trade Imports amounted 589,008 Million AED Till Third Quarter 2019, with contribution of 57.8%.
- Foreign Trade Exports amounted 118,537 Million AED Till Third Quarter 2019, with contribution of 11.6%.
- Foreign Trade Re-Exports amounted 311,855 Million AED Till Third Quarter 2019, with contribution of 30.6%.



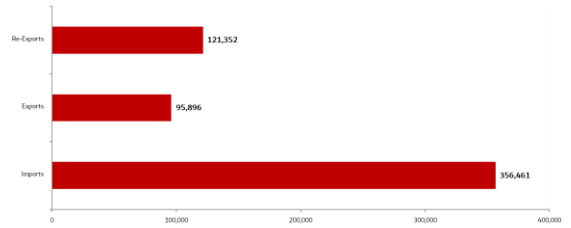
1.2 Foreign Trade by Zone

- Direct Foreign Trade amounted 573,709 Million AED Till Third Quarter 2019, with contribution of 56.3%.
- Free Zone Trade amounted 439,398 Million AED Till Third Quarter 2019, with contribution of 43.1%.
- Custom Warehouse Trade amounted 6,293 Million AED Till Third Quarter 2019, with contribution of 0.6%.



1.3 Direct Foreign Trade

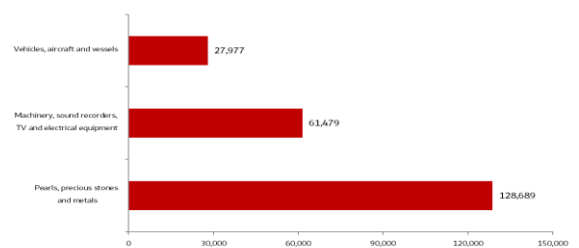
- Direct Foreign Trade Imports amounted 356,461 Million AED Till Third Quarter 2019, with contribution of 62.1%.
- Direct Foreign Trade Exports amounted 95,896 Million AED Till Third Quarter 2019, with contribution of 16.7%.
- Direct Foreign Trade Re-Exports amounted 121,352 Million AED Till Third Quarter 2019, with contribution of 21.2%.



1.3.1 Direct Foreign Trade Imports

- Till Third Quarter 2019, Pearls, precious stones and metals obtain the lead in Imports with amount of 128,689 Million AED and contribution of 36.1%, then Machinery, sound recorders, tv and electrical equipment amounted to 61,479 Million AED with contribution of 17.2%, followed by Vehicles, aircraft and vessels amounted to 27,977 Million AED with contribution of 7.8%.

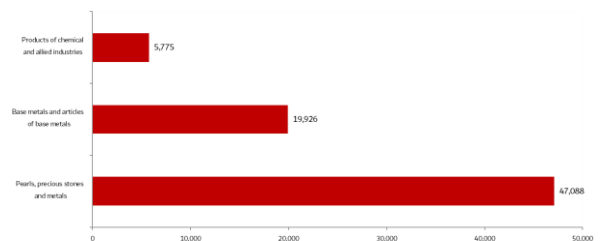
The most outstanding sections in Direct Foreign Trade Imports (value in Million)



1.3.2 Direct Foreign Trade Exports

- Till Third Quarter 2019, Pearls, precious stones and metals obtain the lead in Exports with amount of 47,088 Million AED and contribution of 49.1%, then Base metals and articles of base metals amounted to 19,926 Million AED with contribution of 20.8%, followed by Products of chemical and allied industries amounted to 5,775 Million AED with contribution of 6.0%.

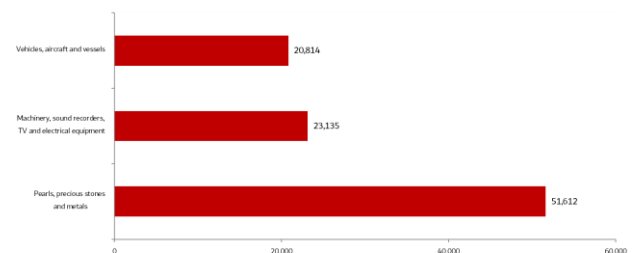
The most outstanding sections in Direct Foreign Trade Exports (value in Million)



1.3.3 Direct Foreign Trade Re-Exports

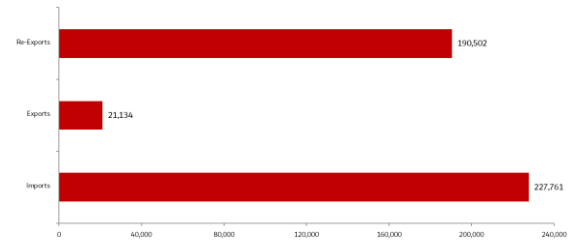
- Till Third Quarter 2019, Pearls, precious stones and metals obtain the lead in Re-Export with amount of 51,612 Million AED and contribution of 42.5%, then Machinery, sound recorders, tv and electrical equipment amounted to 23,135 Million AED with contribution of 19.1%, followed by Vehicles, aircraft and vessels amounted to 20,814 Million AED with contribution of 17.2%.

The most outstanding sections in Direct Foreign Trade Re-Exports (value in Million)



1.4 Free Zone Trade

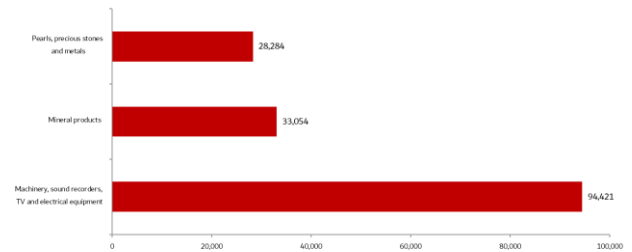
- Imports amounted to 227,761 Million AED and contributed 51.8% of Free Zone Trade Till Third Quarter 2019.
- Exports amounted to 21,134 Million AED and contributed 4.8% of Free Zone Trade Till Third Quarter 2019.
- Re-Exports amounted to 190,502 Million AED and contributed 43.4% of Free Zone Trade Till Third Quarter 2019.



1.4.1 Free Zone Trade Imports

- Till Third Quarter 2019, Machinery, sound recorders, tv and electrical equipment obtain the lead in Imports of Free Zone Trade with amount of 94,421 Million AED and contribution of 41.5%, then Mineral products amounted to 33,054 Million AED with contribution of 14.5%, followed by Pearls, precious stones and metals amounted to 28,284 Million AED and contribution of 12.4%.

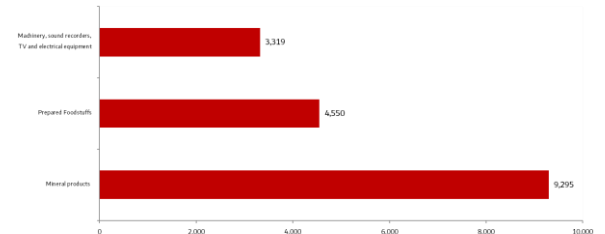
The most outstanding sections in Free Zone Trade Imports (value in Million)



1.4.2 Free Zone Trade Exports

- Till Third Quarter 2019, Mineral products obtain the lead in Exports of Free Zone Trade with amount of 9,295 Million AED and contribution of 44.0%, then Prepared foodstuffs amounted to 4,550 Million AED with contribution of 21.5%, followed by Machinery, sound recorders, tv and electrical equipment amounted to 3,319 Million AED and contribution of 15.7%.

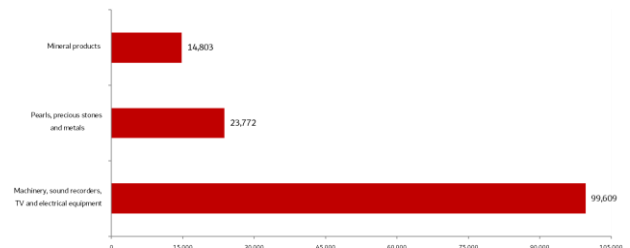
The most outstanding sections in Free Zone Trade Exports (value in Million)



1.4.3 Free Zone Trade Re-Exports

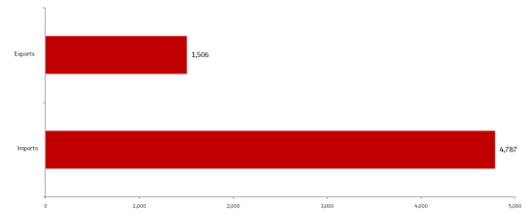
- Till Third Quarter 2019, Machinery, sound recorders, tv and electrical equipment obtain the lead in Re-Export of Free Zone Trade with amount of 99,609 Million AED and contribution of 52.3%, then Pearls, precious stones and metals amounted to 23,772 Million AED with contribution of 12.5%, followed by Mineral products amounted to 14,803 Million AED and contribution of 7.8%.

The most outstanding sections in Free Zone Trade Re-Exports (value in Million)



1.5 Custom Warehouse Trade

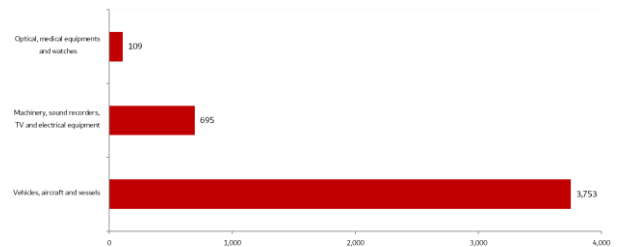
- Imports amounted to 4,787 Million AED and contributed 76.1% of Custom Warehouse Trade Till Third Quarter 2019.
- Exports amounted to 1,506 Million AED and contributed 23.9% of Custom Warehouse Trade Till Third Quarter 2019.



1.5.1 Custom Warehouse Trade Imports

- Till Third Quarter 2019, Vehicles, aircraft and vessels obtain the lead in Imports of Custom Warehouse Trade with amount of 3,753 Million AED and contribution of 78.4%, then Machinery, sound recorders, tv and electrical equipment amounted to 695 Million AED with contribution of 14.5%, followed by Optical, medical equipments and watches amounted to 109 Million AED and contribution of 2.3%.

The most outstanding sections in Custom Warehouse Trade Imports (value in Million)



1.5.2 Custom Warehouse Trade Exports

- Till Third Quarter 2019, Vehicles, aircraft and vessels obtain the lead in Exports of Custom Warehouse Trade with amount of 803 Million AED and contribution of 53.3%, then Machinery, sound recorders, tv and electrical equipment amounted to 539 Million AED with contribution of 35.8%, followed by Optical, medical equipments and watches amounted to 74 Million AED and contribution of 4.9%.

The most outstanding sections in Custom Warehouse Trade Exports (value in Million)

